




Canyon School's



Year Plan 2016 - 2017



Fall, 2016

SECTION 1: Vision, Mission & Values

Canyon School's Core Statements

Vision


The Canyon School Community will nurture caring, respectful citizens who embrace lifelong learning.

Mission

The Canyon School Community will provide students with a quality education in a safe and caring environment.

Values

Responsibility
Empathy
Success
Positive attitude
Equal opportunity
Cooperation
Truth



Beliefs

Everyone is unique.
Everyone deserves respect.
Everyone learns in a safe and caring environment.



Everyone (home, school and community) works together to ensure success.

Motto - Learning for Life

Canyon School Profile

Canyon School is located in the town of Pincher Creek within the heart of ranching country in the southwest corner of Alberta.

Our school is composed of students from the town of Pincher Creek, the Municipal District of Pincher Creek # 9 and the Piikani Nation. We house students from Kindergarten through Grade Six. We also house Canyon Kids Preschool, Canyon School Daycare, the Canyon School After-School Program and Brighter Futures program.

Canyon School opened its doors in 1961. Over 270 students attend our Kindergarten to Grade Six programs. Canyon is a tight knit community, educating many students whose parents and grandparents also attended the school.

The following grade configurations currently exist at Canyon School:

- Kindergarten (2 classes)
- Grade 1 (2 classes)
- Grade 2 (2 classes)
- Grade 3 (2 classes)
- Grade 4 (2 classes)
- Grade 5 (2 classes)
- Grade 6 (1.5 classes)



While academics are important, having fun with friends, going on a ski trip, or helping out in the community are some of the other things we do at Canyon School. Check out some of this fun stuff on the next couple of pages.

SECTION 2: Data/Evidence

Accountability Pillar Results

Strengths and Areas for Growth were compared to the previous year's results using an analysis of 5% above or below to determine strengths and areas for growth. Through our efforts to encourage parent feedback, we had twice as many parents respond to the survey as compared to the past five year trend. Overall, parents conveyed a strong belief that their children are in a safe and caring school.

Strengths

- Parents and teachers are satisfied that students find school work challenging.
- Parents are satisfied that when the child needs it, teachers are available to help him or her.
- Teachers are satisfied students can access supports for special needs within a timely manner.
- Teachers are satisfied that the school and school jurisdiction has improved or stayed the same in the last three years.
- Teachers are satisfied with professional development.

Areas for Growth

- Teachers are satisfied with parental involvement in decisions about their child's education, however, parents are not satisfied with parental involvement in decisions about their child's education; particularly that their input is considered.



- Teachers are satisfied with the opportunity for students to receive a broad program of studies, however, parents are not satisfied with the opportunity for students to receive a broad program of studies; particularly Art and Physical Education.
- Parents are not satisfied that students model the characteristics of active citizenship; particularly that students follow the rules.

Accountability Pillar Overall Summary
Annual Education Results Reports - Oct 2016
School: 6123 Canyon Elementary School

Measure Category	Measure Category Evaluation	Measure	Canyon Elementary School			Alberta			Measure Evaluation		Overall
			Current Result	Prev Year Result	Prev 3 Year Average	Current Result	Prev Year Result	Prev 3 Year Average	Achievement	Improvement	
Safe and Caring Schools	Good	Safe and Caring	86.8	90.0	88.3	89.5	89.2	89.1	High	Maintained	Good
Student Learning Opportunities	n/a	Program of Studies	72.1	76.6	75.1	81.9	81.3	81.4	Low	Maintained	Issue
		Education Quality	91.2	89.9	91.0	90.1	89.5	89.5	Very High	Maintained	Excellent
		Drop Out Rate	n/a	n/a	n/a	3.2	3.5	3.5	n/a	n/a	n/a
		High School Completion Rate (3 yr)	n/a	n/a	n/a	76.5	76.5	75.5	n/a	n/a	n/a
Student Learning Achievement (Grades K-9)	Good	PAT: Acceptable	77.8	71.3	79.5	73.6	72.9	73.4	Intermediate	Maintained	Acceptable
		PAT: Excellence	24.4	17.6	23.2	19.4	18.8	18.6	High	Maintained	Good
Student Learning Achievement (Grades 10-12)	n/a	Diploma: Acceptable	n/a	n/a	n/a	85.0	85.2	85.1	n/a	n/a	n/a
		Diploma: Excellence	n/a	n/a	n/a	21.0	21.0	20.5	n/a	n/a	n/a
		Diploma Exam Participation Rate (4+ Exams)	n/a	n/a	n/a	54.6	54.4	53.5	n/a	n/a	n/a
		Rutherford Scholarship Eligibility Rate	n/a	n/a	n/a	60.8	n/a	n/a	n/a	n/a	n/a
Preparation for Lifelong Learning, World of Work, Citizenship	n/a	Transition Rate (6 yr)	n/a	n/a	n/a	59.4	59.7	59.3	n/a	n/a	n/a
		Work Preparation	72.1	71.9	72.4	82.6	82.0	81.1	Low	Maintained	Issue
		Citizenship	79.5	83.5	80.4	83.9	83.5	83.4	High	Maintained	Good
Parental Involvement	Issue	Parental Involvement	72.1	67.2	75.0	80.9	80.7	80.5	Low	Maintained	Issue
Continuous Improvement	Good	School Improvement	79.0	77.9	81.4	81.2	79.6	80.0	High	Maintained	Good



Accountability Pillar Summary Comments:

Celebrations:

Canyon School's AP results are high for Safe and Caring, Education Quality, and Citizenship. The School Improvement category remains high, but at an acceptably lower level than in the three previous years.

Issues:

Our overall PAT results improved, but we still need to work on our acceptable level. Our parental involvement category improved slightly, but is still significantly below the provincial average.

Actions To Take:

- Attack literacy early!



Spring 2016 Provincial Achievement Test Results and Trends

Please find the Provincial Achievement Test Results as compared to the province of Alberta below. Canyon School is committed to improving the English Language Arts acceptable standard and the Mathematics standard of excellence while maintaining or improving our averages above the province. Congratulations to students, parents and teachers for your hard work and great support in the 2015/2016 academic school year!

		Canyon School		Alberta		2016 Difference
Subject	Standards %	2016 Results	2013-2015 Average	2016 Results	2013-2015 Average	
English Language Arts 6	Acceptable Standard %	79.6	89.7	91.5	90.9	11.9% Below Average
	Standard of Excellence %	27.3	20.7	22.6	19.7	4.7% Above Average
Mathematics 6	Acceptable Standard %	79.5	75.2	79.3	80.7	0.2% Above Average
	Standard of Excellence %	13.6	18.4	15.4	16.9	1.8% Below Average
Science 6	Acceptable Standard %	86.4	84.0	86.1	84.7	0.3% Above Average
	Standard of Excellence %	31.8	30.5	29.9	28.0	1.9% Above Average
Social Studies 6	Acceptable Standard %	74.4	79.2	72.9	79.0	1.5% Above Average
	Standard of Excellence %	27.9	26.8	24.4	19.9	3.5% Above Average



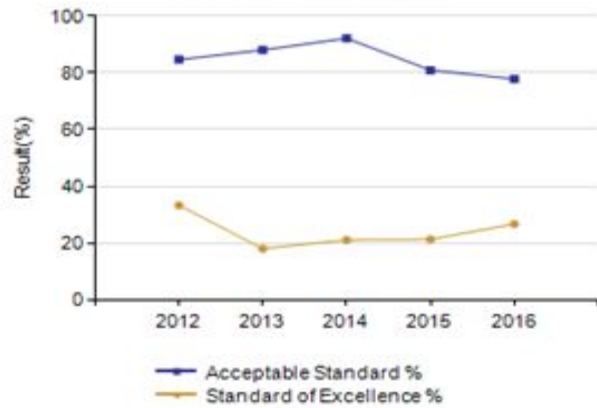
Relative Strengths	Relative Concerns
<ul style="list-style-type: none">● Overall, students improved 6.5% in the acceptable standard.● Overall, students improved 6.8% in the standard of excellence.● 98% of Canyon's grade 6 students participated in each of the PATs. This is significantly above the provincial average.● Canyon School students outperformed the province on the Standard of Excellence for English Language Arts● Canyon School students outperformed the province on the acceptable standard for Mathematics, Social Studies and Science.● Other than with the Language Arts Acceptable Standard, Canyon students were roughly equal to the provincial average in all P.A.T. test results.● The Math acceptable standard results were equal to the province which is a great improvement from the previous year.	<ul style="list-style-type: none">● Canyon School's grade six students performed below the provincial average on the Acceptable Standard portion of the Language Arts P.A.T. and the standard of excellence on the Mathematics P.A.T.



PAT Course by Course Results by Number Enrolled.													
		Results (in percentages)										Target	
		2012		2013		2014		2015		2016		2016	
		A	E	A	E	A	E	A	E	A	E	A	E
English Language Arts 6	School	84.6	33.3	88.0	18.0	92.1	21.1	80.9	21.3	77.8	26.7		
	Authority	84.5	16.3	81.2	14.5	79.5	15.2	85.1	18.1	79.9	13.4		
	Province	82.7	17.8	82.5	16.3	81.9	17.6	82.8	19.5	82.9	20.4		
Mathematics 6	School	74.4	25.6	84.0	22.0	76.3	21.1	59.6	10.6	77.8	13.3		
	Authority	72.4	13.1	69.2	13.4	70.5	13.5	72.2	14.6	68.7	9.7		
	Province	74.7	16.6	73.0	16.4	73.5	15.4	73.2	14.1	72.2	14.0		
Science 6	School	79.5	51.3	88.0	36.0	81.6	28.9	74.5	23.4	84.4	31.1		
	Authority	78.4	30.0	77.9	24.3	74.0	26.9	79.0	28.5	78.4	28.0		
	Province	77.8	28.2	77.5	25.9	75.9	24.9	76.3	25.3	78.0	27.1		
Social Studies 6	School	84.6	41.0	82.0	38.0	76.3	23.7	70.2	14.9	71.1	26.7		
	Authority	75.6	21.9	70.3	18.1	60.6	15.4	72.2	17.4	66.4	18.3		
	Province	73.2	19.5	72.7	19.0	70.4	16.6	69.8	18.1	71.4	22.0		



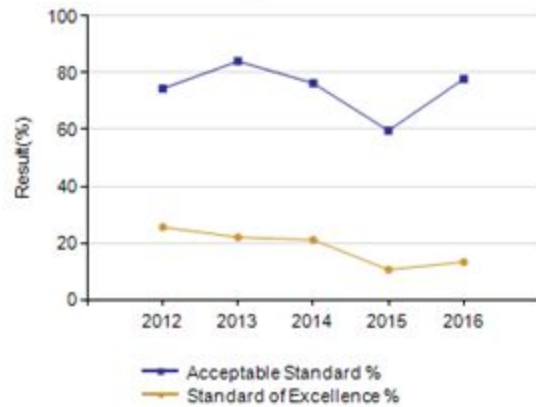
English Language Arts 6



Comments/Suggestions:

- More support for Div 1 reading - catch them early

Mathematics 6

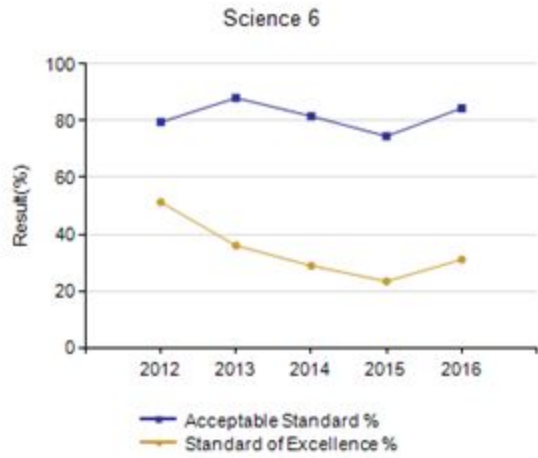


Comments/Suggestions

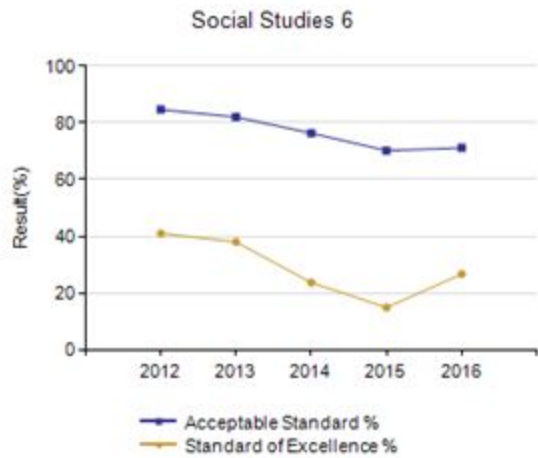
- More support for Div 1 to develop skills early
-



Comments/Suggestions



Comments/Suggestions





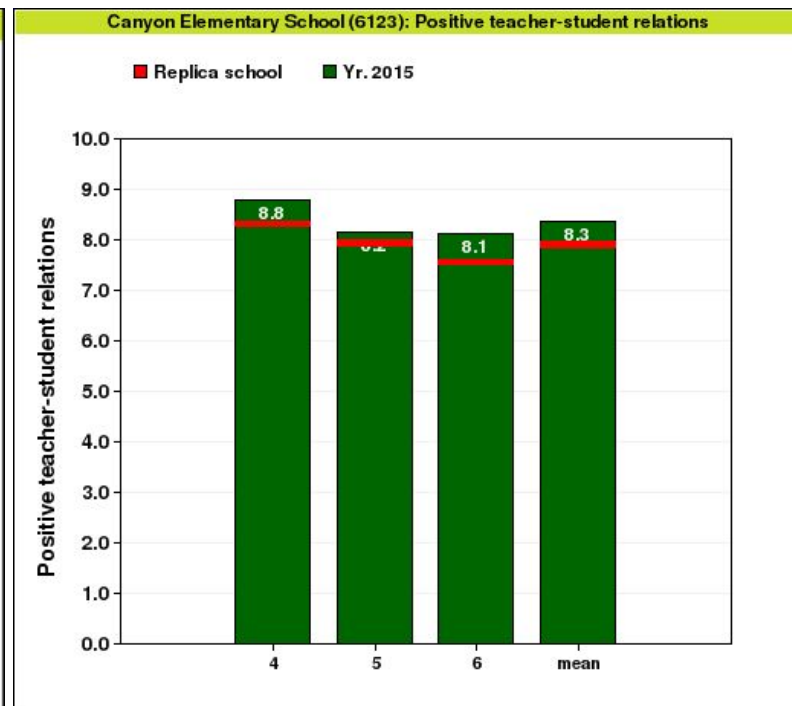
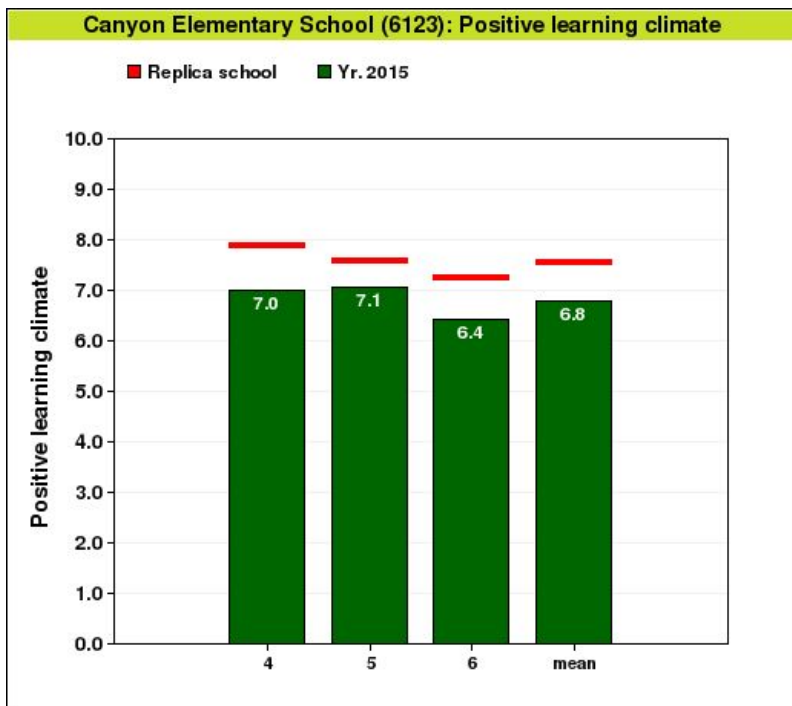
Additional Comments - Action to be taken re P.A.T.

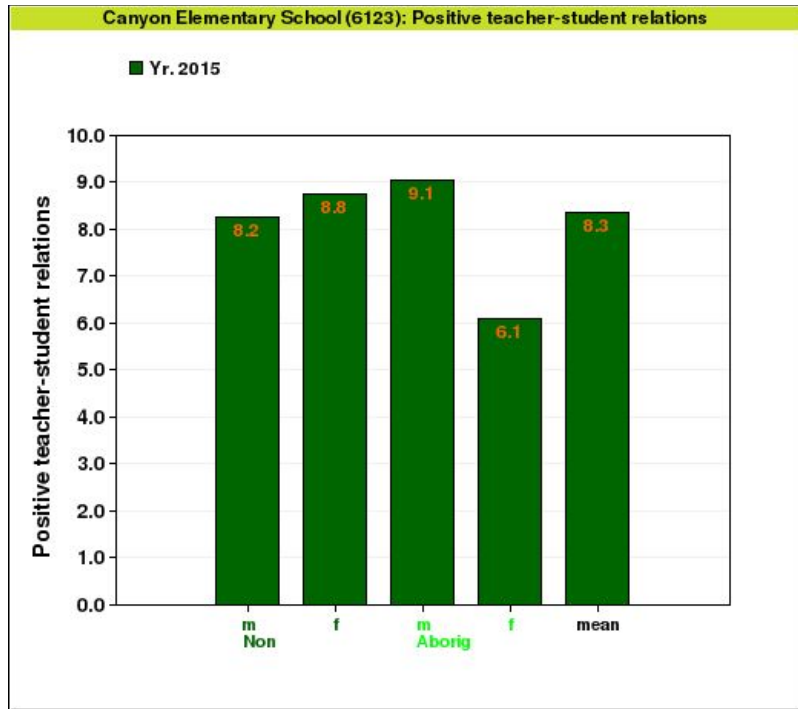
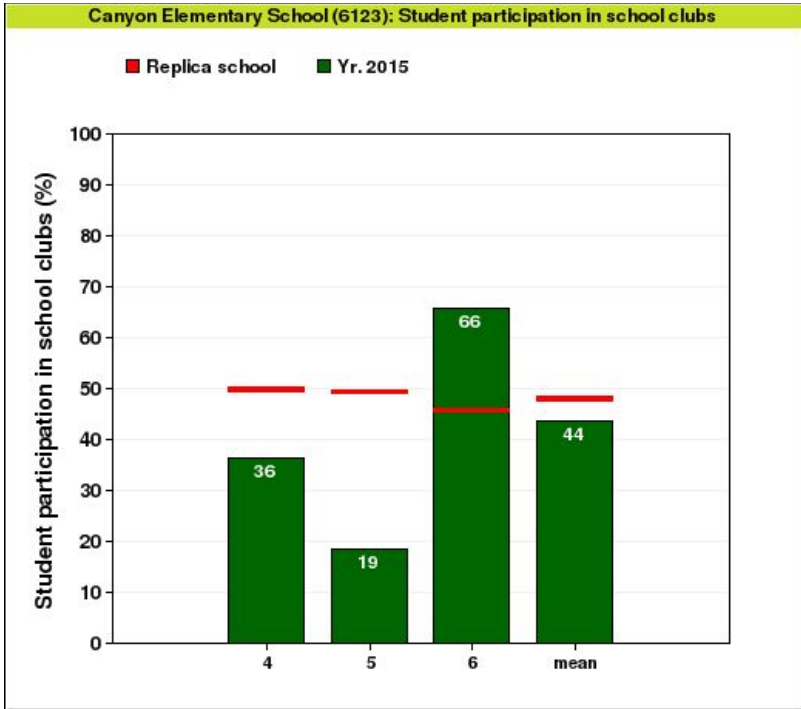
- Reading is one element that affects all PAT scores. Support reading in div 1
- Practice test taking skills

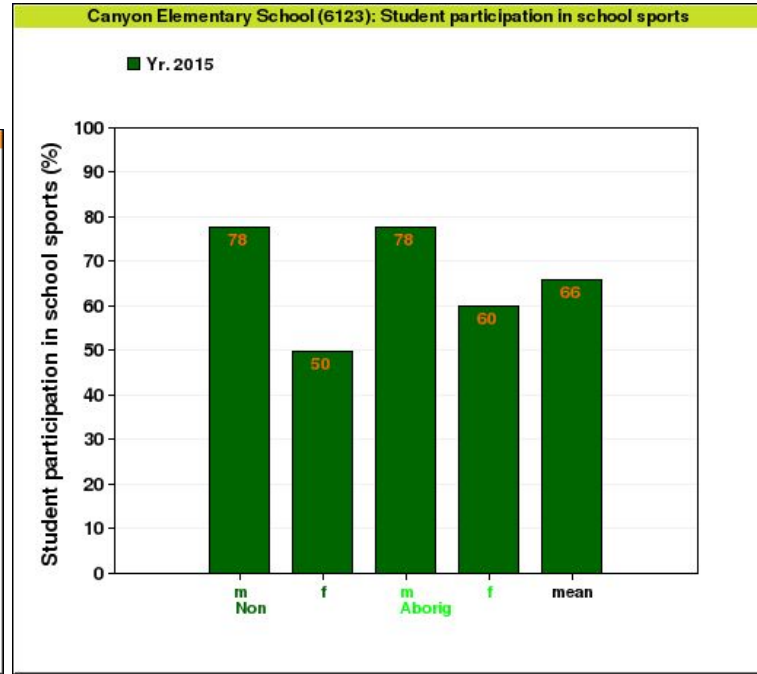
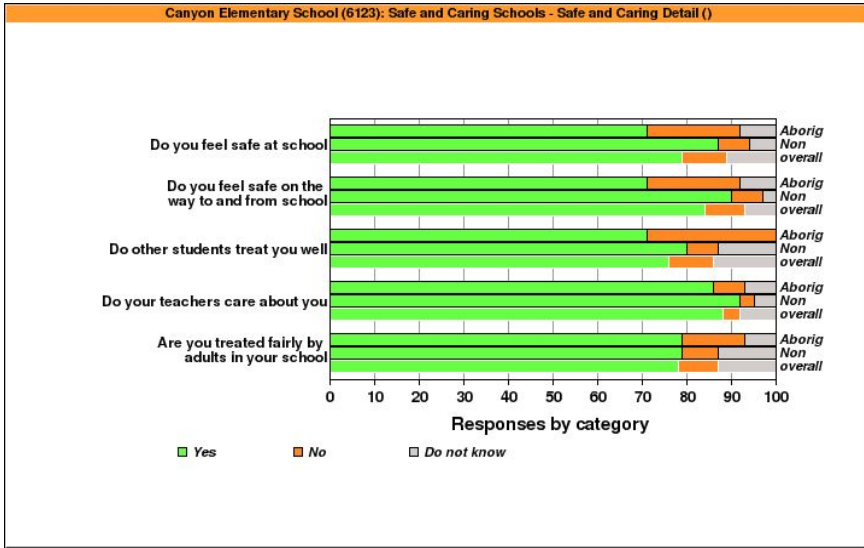


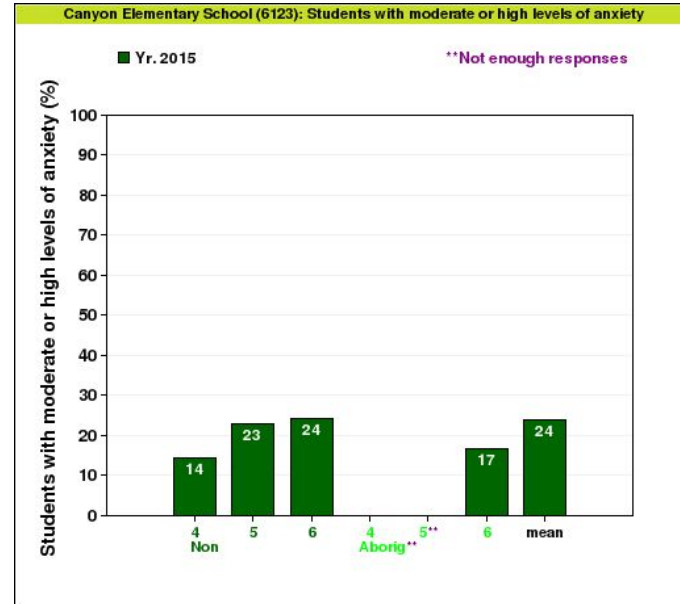
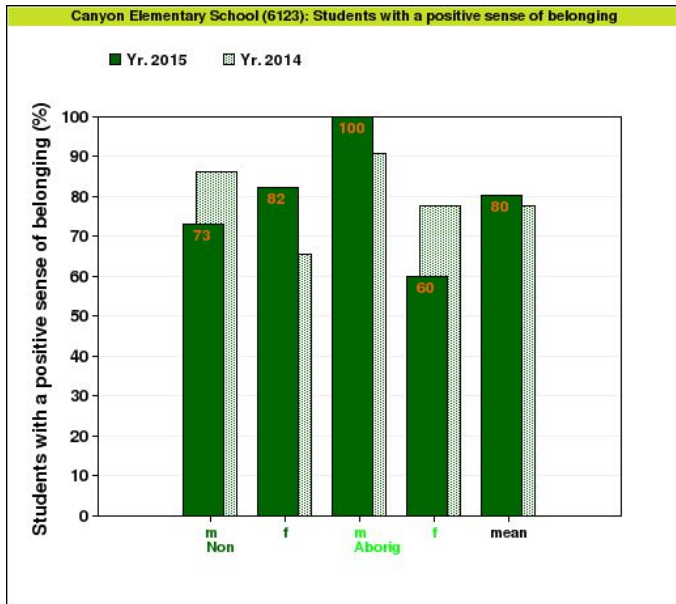
Tell Them From Me - Survey Results

- 99 students from grade 4 - 6 completed the survey.
- Grade Four - 31 students
- Grade Five - 28 students
- Grade Six - 40 students









Areas to Celebrate

Our 2015 *Tell Them From Me Survey* results indicate that our students are either above or on par with the Canadian norm in the following categories:

- Social-Emotional Outcomes:
 - Positive sense of belonging
 - Involvement with school sports
 - Positive relationships
 - Sense of value for schooling outcomes
 - Positive homework behavior
 - Positive behavior at school



- Interest and motivation to learn
- Effort - try hard to succeed

- Drivers of Student Outcomes:
 - Effective learning time
 - Relevance
 - Rigor
 - Advocacy
 - Positive teacher-students relations
 - Positive learning climate
 - Expectations for success

- Multiple Choice Questions:
 - 93% of Canyon students feel the students treated each other with respect.
 - 84% of students find school interesting.
 - 94% of students feel they are treated fairly at school

Areas to Examine

Our *Tell Them From Me Survey* results indicate that our students are below the Canadian norm in the following categories:

- Social-Emotional Outcomes:
 - Canyon students displayed a higher level of anxiety than the Canadian average (24% for Canyon, 16% for Canadian norm; 30% for Canyon girls, 20% for Canadian norm for girls.)
 - Involvement in school clubs (5% less the Canadian norm)
 - Have a positive learning environment



Open-Ended Responses

A wordle was created from the students' responses. The words that appeared most often were:

- Breakout (21)
- Playground (13)
- Playground Switch (11)
- Gym (11)

Actions To Take

- Choir, basketball, learning commons, chess, lego, knitting (local knitting groups), board games
- Multi-age playground





GOAL 1

Strategic Planning

Related Alberta Ed Goal: <ul style="list-style-type: none"> Every student is successful. Alberta has quality teaching and school leadership 		Related Livingstone Range Goal: All students will create, acquire, connect and communicate meaning through literacy and numeracy in a wide variety of contexts.	Comments/Data/Evidence
School Goal	Measures	Strategies	Dates
To increase student reading levels by one grad level in each school year.	Increased PAT results in reading comprehension All students assessed with Fountas and Pinnell Benchmark Assessment Survey - Percentage of students who enjoy reading	<ul style="list-style-type: none"> Implement research based balanced literacy program using resources such as scholastic balanced literacy, Moving Up, Literacy Place, Soar to Success, etc... Training for parent/community volunteers.. Implementation of the Fountas and Pinnell Benchmark Assessment . Increase the amount of time students are reading “just right books” Literacy Committee PD Activities, Professional Development Workshops and School Based PD Presentations DEAR Intervention - volunteers to come and read with students during D.E.A.R. time School Wide Reading Challenge or One Book/One School Project Teachers have Classroom Libraries and Word Walls All teachers submit an Individual Literacy Target Plan of Action 	Creation of school-wide Fountas and Pinnell benchmark tracking sheet by October 2016. Sub time provided for teachers to assess students (Fall 2016 and Spring 2017). Teachers answer literacy survey questions at beginning and end of school year (ie. track reading and writing time for one day) Fall 2016 and Spring 2017 Four teachers attended Fountas and Pinnell workshop in September 2016. Professional learning time centered around benchmarking (collaboration day and school PD), ongoing. Classroom libraries and use of word walls are evident in teacher’s classrooms, ongoing.



GOAL 2

Related Alberta Ed Goal: <ul style="list-style-type: none"> • Every student is successful. • Alberta has quality teaching and school leadership 		Related Livingstone Range Goal: All students will create, acquire, connect and communicate meaning through literacy and numeracy in a wide variety of contexts.	Comments/Data/Evidence
School Goal	Measure	Strategies	Dates
80% of students will be at a B level or above in the 'Number' Strand.	Classroom based assessments PAT Math and Science results Gather baseline data from report card marks at B level or above this year during each reporting period from PowerSchool. Student survey, What do you like about math? Gather pre and post comments from students.	<ul style="list-style-type: none"> • Cross-grade Math buddies - focus on math number sense together. • Play math games during Scrunch time one Friday/month to encourage number sense (ie. card games, teacher directed games) • Host Project Fair- Canada's 150th birthday, integrate number sense into activities. • Staff Book Study- Coming to Know Number by Grayson Wheatley and Anne Reynolds • Bring in guest speakers to talk about math (fall and spring) at assemblies. (For example: Bob Westrup - auctioneer, Math Magician, Geri Lorway - SAPDC)) • Classroom volunteers to assist with math centers • Prepare PAT Analysis Report and Strategies • Provide PAT daily study calendar beginning in May 2017 	Review PAT Articulation Report November 2016 May/June 2017 PAT Study Calendar Begin 15 questions in 15 minutes, no calculator practice questions in January 2017

GOAL 3a



Related Alberta Ed Goal: <ul style="list-style-type: none"> • Every student is successful. • Alberta has quality teaching and school leadership 		Livingstone Range Goal: Success for all learners	Comments/Data/Evidence
School Goal	Measures	Strategies	Dates
100% of students will feel safe at Canyon School.	Accountability Pillar Survey Fall and Spring School-Created Student Survey Parent Surveys conducted at Parent Teacher Interviews	<ul style="list-style-type: none"> • Develop an updated Canyon School student code of conduct; Be Respectful, Be Safe including Positive Referral Forms, Manners Matter and Canyon Values. <i>Leader in Me, Positive Referral, Focus?, consistent playground behaviors and consequences.</i> • Implement consistent process to communicate inappropriate student behaviors to all staff. <ul style="list-style-type: none"> ○ Procedures such as Report Exec that we follow as a staff i] ○ Rules, rules, rules (Mission Statements) for behavior in: <ul style="list-style-type: none"> ■ Lunch Room Behavior ■ Playground • Provide students with self-regulation strategies <ul style="list-style-type: none"> ○ brain room breaks for designated students ○ Lunch and learn ○ Zones of Regulation; <u>common language</u> to identify feelings and steps to self-regulate - Lori Litke from Bridges (staff p.d. Jan. 31) • Continue to flag students in the Monday Memo and coaching board • Provide opportunities for students to feel they belong and are a part of the school community such as: <ul style="list-style-type: none"> ○ Daily Breakfast Club ○ Extracurricular Activities - basketball, choir, ○ Leadership Opportunities - Me to We, Multigrade Team Houses ○ Buddy groupings between classes ○ FSL groups for students; i.e. anxiety, friendship, etc. ○ Open playground so families can mix 	Kent Hollingsworth Professional Learning, August 2016 Meet the Teacher Picnic, September 2016 Hired new Family School Liaison, November 2016 Supporting causes such as Jump Rope For Heart, Terry Fox and Stars Air Ambulance. Staff Fitness Club hosted twice per week. Continued work with Lori Litke, Bridges, Colours to support students Showcasing curriculum projects (art and writing) Health curriculum goals such as Mindfulness Minutes

GOAL 3b



<p>Related Alberta Ed Goal:</p> <ul style="list-style-type: none"> • Every student is successful. • Alberta has quality teaching and school leadership 		<p>Livingstone Range Goal: Success for all learners</p>	<p>Comments/Data/Evidence</p>
<p>School Goal</p>	<p>Measures</p>	<p>Strategies</p>	<p>Dates</p>
<p>Canyon School will further develop an awareness and appreciation for First Nations, Metis and Inuit culture.</p>	<p>Accountability Pillar Survey</p> <p>Information shared in newsletters and at assemblies.</p> <p>Increased awareness of culture through designated school-wide special days.</p> <p>Increased professional learning focus for staff.</p>	<ul style="list-style-type: none"> • Develop a Canyon School-wide plan to celebrate special events such as Orange Shirt Day, Rock Your Mocs, etc... • Administration to implement as individual professional growth plan goals. Connect with administration from school in Brocket. • Showcase resources and information such as added books to the library and bulletin boards. • Increase time for FNMI Liaison. • Invite Conrad Little Leaf and other community members in to share stories. • Field trip to reserve, Napi's Playground. • Invite Success Coordinator to work with staff and visit classrooms. • Invite Elders for First Day of School message and to other events. • Collaborate with Traditional Knowledge Services (Ira Provost) in Pincher Creek. • Organize tour of Brocket/Napi's Playground • Provide opportunities for students to feel they belong and are a part of the school community such as hosting a Multi-Cultural Day. • Generate calendar of upcoming events such as Rodeos, Pow Wows and Hockey Tournaments so staff can support students through important cultural events and activities. • Review new section in Teacher Quality Standard. 	<p>Staff professional learning on history through the Blanket Exercise and residential schools (September 2016).</p> <p>School Wide Orange Shirt Day on October 4, 2016.</p> <p>Books added to the library and read in classrooms (ie. Kookum's Red Shoes).</p> <p>School Wide Rock Your Mocs on November 15, 2016.</p> <p>Cultural Component added to assemblies, ongoing.</p> <p>Georgina Henderson visits school and classrooms, ongoing.</p>



SECTION 4: Trends & Issues

- Discrepancy between Teachers and parents on two areas of the Accountability Pillar survey.
- Communication, outdoor classrooms, awards ceremony (100% of school council parents against current awards ceremony).

SECTION 5: Celebrations

- Overall, the accountability pillar survey showed improvement. We still have areas we would like to address but are pleased with the trajectory.

Some of the Fun Stuff

- Terry Fox
- Jump Rope
- Choir
- Singing at Vista
- Choral Festival
- Community Garden
- Basketball
- Halloween Carnival
- Breakfast Club
- Talent Show
- Christmas Concert
- Monthly and Special Assemblies
- Emerging artists
- Skiing, Skating, Swimming, Bowling
- Curling
- Field trips
- Elder Blessing
- Fish (FinS Program)
- Guest Speakers
- Welcome Back Picnic
- Bike Safety
- Parent Council:
- Safety Patrol
- One Book, One School
- Orange Shirt Day
- Positive Office Referrals
- School Leadership Roles
- Reading Challenge (at home)
- D.A.R.E
- SPCA, Food Bank and Stars Air Ambulance Collection



- Legion Literary Poster Contest
- 7 Habits Monthly Focus and Draws
- Book Fairs

- Author visits
- Rocky Mountain Book Award