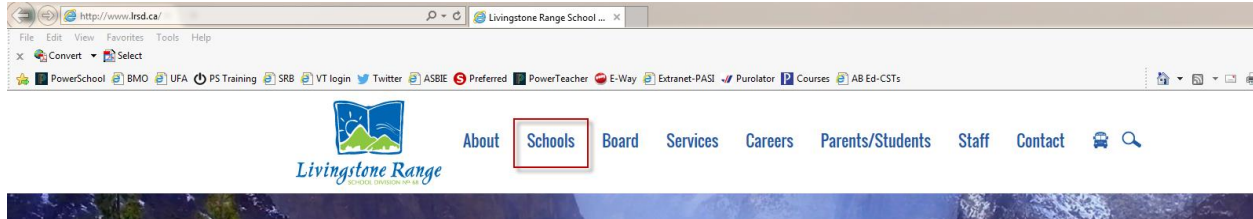
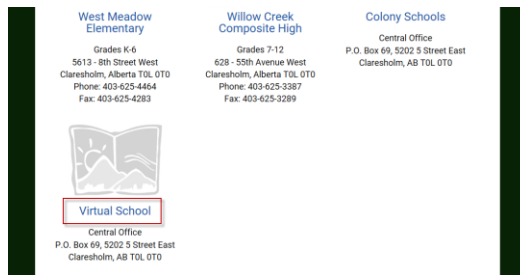


Virtual School "How To" Students Login to the Moodle

1. Go the Livingstone Range School Division website: <http://www.lrsd.ca>
2. Select "Schools"



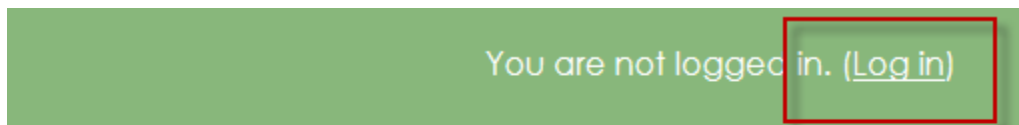
3. From the list of schools select: Virtual School



4. Click on "Moodle"



5. Upper right hand corner click on: (Log In)



Call Us: (403) 625-3356 Email: VirtualSchool@lrsd.ab.ca

6. Click on: "Log in with Google"

Log in

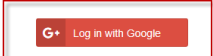
Username

Password

Remember username

Log in

[Forgotten your username or password?](#)

 Log in with Google

Cookies must be enabled in your browser

Some courses may allow guest access

Log in as a guest

7. Select "View your email address" and "allow"

Moodle Oauth would like to:

<input checked="" type="checkbox"/> View your email address	ⓘ
<input type="checkbox"/> View your basic profile info	ⓘ

By clicking Allow, you allow this app and Google to use your information in accordance with their respective terms of service and privacy policies. You can change this and other Account Permissions at any time.

Deny

You have now knocked on the Virtual School door and we are now ready to get you enrolled in your course(s). You only have to do this once in the Virtual School. Thank you.